






Below are some challenges for you and your child to complete together, you don't have to complete them all! We want you to have fun together, be as creative as you can and let us know how you get on! Some of the challenges are trickier than others, please select the challenges you think are most suitable for your child's abilities



Please can all work be sent into school by **Thursday 28th March**; photos can be uploaded to us via the Seesaw app



Religion	Physical Development	Understanding the world	Writing	Maths
<p>We know that we are in Lent and getting ready for Easter!</p>	<p>We can strengthen our upper bodies</p>	<p>We can spot signs of spring</p>	<p>We can retell a Nursery Rhyme</p>	<p>We can find 3D shapes</p>
				
<ul style="list-style-type: none"> • Can you paint or draw your own Easter card? Be as creative as you can! Don't forget to write the card to someone special • Can you do something kind for others. In Lent we think about what we can do to help other people. Can you do something extra kind for someone else? It could be helping your parents at home, giving money to charity, picking up litter...anything! Take a photo and upload it to seesaw 	<p>This term we are working on our arm and shoulder strength. Try out some of these exercises and let us know how you get on!</p> <ul style="list-style-type: none"> • Can you swing by your hands and arms. How long can you dangle from a bar on a climbing frame? You will need super strong hands and arms for this challenge! • Can you use a paintbrush and water to clean the walls and windows at home? The challenge here is to use the brush above your head, make water strokes as high up the wall as you can, you will need super strong shoulders! 	<ul style="list-style-type: none"> • Go on a walk with your family and take photos of the different signs of spring (flowers, birds nests etc) • Can you plant a fast growing plant and write a growing diary? Cress or a green bean are super fast growers! Keep a diary drawing and writing about what happens to your seed/bean each day. 	<ul style="list-style-type: none"> • FS1- can you learn and sing the Nursery rhyme 'Baa, Baa Black sheep?' learn it by heart so that you can perform it in school. Once you have learnt it can you draw a picture of the sheep with his three bags full? Don't forget to write your name on the picture! • FS2- can you write the nursery rhyme Baa Baa Black sheep? Don't forget to use the special friends 'ee' and 'ck' and the red words have, you, yes 	<ul style="list-style-type: none"> • Go on a 3D shape hunt! Look at home and when you are out and about and see if you can find these 3D shapes.... (take photos and upload them to the Seesaw app) <p>*Sphere *Cylinder *Cube *Square based Pyramid</p>

--	--	--	--



EYFS – Words to read and write at home

I	went	to	the	park
with	and	me	my	a
go	it	she	at	am
come	of	he	play	all
are	they	we	no	is
up	this	be	yes	by
you	dog	see	for	get
day	cat	on	have	said
was	look	away	can	home
big	going	in	mum	dad
like	love	from	mummy	daddy

Red words- are tricky words that can't be sounded out and have to be learnt as a whole word

Your child will be learning lots of different sounds each week.

The words included here are the most common ones that your child will use when they are writing

Why not pick a few words each week for your child to practise reading and writing- little and often is best!

We will assess your child's progress with their reading skills each half term throughout the year and let you know how they are progressing – If you need any support at all please just ask!

Learning to read and write is an important milestone in your child's development and the best way for them to learn is if its fun! Learning through play is always best ! 😊