













Below are some challenges for you and your child to complete together, you don't have to complete them all! We want you to have fun together, be as creative as you can and let us know how you get on! Some of the challenges are trickier than others, please select the challenges you think are most suitable for your child's abilities



Please can all work be sent into school by **Friday 15th December**; photos can be uploaded to us via the Seesaw app



Religion	Physical Development	Understanding the world	Maths	Baking and cooking skills	Topic
We know about our special saint.	We are becoming more independent.	We can be star gazers!	We know our numbers.	We can chop with a knife.	We are getting ready for the Nativity!
					
<p>Each class in school has a special saint. Our saints are: FS1- Saint Joseph FS2- St Francis</p> <p>Find out more about our special Saint. Why are they important? What did they do?</p> <p>Compose/write/draw a prayer to your class saint. Send it into school and we will display on our altars.</p> <p>Both saints are know for being kind. Think of all the kind things you do! What do others do for you that is kind?</p>	<p>Can you put your own coat on/fasten it up all by yourself? Time yourself and have a coat race with a family member, who will win? Take a photo/videoclip and upload it to the seesaw app.</p> <p>Can you use scissors all by yourself?</p> <p>Scissor challenge 1: Can you snip? Make snips around the edge of a piece of paper to create a textured effect?</p> <p>Scissor challenge 2: Can you cut along? Ask a grown up to draw straight/wavy/curved/zig-zag lines on a piece of paper, hold the paper as you cut along each type of line. Keep practising!</p> <p>Scissor challenge 3: Can you cut out? Ask a grown up to draw a simple shape on a pice of paper, hold the paper in one hand and then turn paper as you cut it out.</p>	<p>Now the nights are getting darker earlier, can you spot any stars in the sky? There are lots of free apps that you can download to a phone or tablet which help you to name the stars in the sky</p> <p>What do you know about the moon? Find out 3 things about the moon. Also you may wish to find out about the planets in our solar system- what are they called? Which is the biggest?</p> <p>Can you create a beautiful night sky picture- be as creative as you can!</p> <p>Learn/sing together the nursery rhyme Hey,Diddle, Diddle. </p> <p>Enjoy together. </p> <p>Talk about the story. Can you retell it? Why not gather props and act it out!</p>	<p>Which numbers do you recognise as soon as you see them? Start with the digits 1-5, then move on as appropriate to 6-10, 11-15, 16-20. Ask a grown up to write the numbers you are familiar with onto cards, can you point to the correct one quickly as a grown up says each one? Can you make a numberline?</p> <p>Play number games such as snap/bingo/Connect4, go on number hunts.</p> <p>How many different ways can you make 5? Collect 5 object from around the house (shoes are always good!). Share the 5 out into two groups to show different ways to make 5 (2+3, 4+1 etc).</p>	<p>Make your own fruit kebab! Chop up lots of yummy fruit, either make a kebeb with a skewer or put your chopped up fruit in a bowl and add ice cream yum yum!</p> <p>Reading We can retell our favourite story.</p>  <p>Retell our two traditional tales The Three Billy Goats Gruff and The Three Little Pigs - tell the story to your family, use different voices for the characters!</p>	<p>How well do you know the Christmas story? Read and/or watch on Youtube the story of the first Christmaas. Who are the important people in the story, why are they so special?</p> <p>Make and use your own Advent calender [lots of ideas on the internet] as we prepare to celebrate and celebrate Jesus' birth.</p> <p>Compose/write/draw/post your own letter to Santa! We would love to share a copy of your letter!</p> 



I	went	to	the	park
with	and	me	my	a
go	it	she	at	am
come	of	he	play	all
are	they	we	no	is
up	this	be	yes	by
you	dog	see	for	get
day	cat	on	have	said
was	look	away	can	home
big	going	in	mum	dad
like	love	from	mummy	daddy

Red words- are tricky words that can't be sounded out and have to be learnt as a whole word

Your child will be learning lots of different sounds each week.

The words included here are the most common ones that your child will use when they are writing

Why not pick a few words each week for your child to practise reading and writing- little and often is best!

We will assess your child's progress with their reading skills each half term throughout the year and let you know how they are progressing – If you need any support at all please just ask!

Learning to read and write is an important milestone in your child's development and the best way for them to learn is if its fun! Learning through play is always best ! 😊