

Reading at Home with Oxford Owl

The screenshots show the Oxford Owl website interface. The top navigation bar includes Home, Reading, English, Maths, At school, Kids' activities, Bookshop, and Blog. The main content area features a large image of a child reading with a teddy bear. Below this, there are sections for 'Reading: Age 4-5 (Reception)', 'How to help at home', and 'How to pronounce pure sounds'. The 'How to help at home' section includes activities like '1. Play rhyming games', '2. Play phonics word games', and '3. Say the sounds right'. The 'How to pronounce pure sounds' section includes video support for pronouncing pure sounds and blending sounds to read words.

There is information to support parents/carers such as shown here.

Rhyme is a key skill with research to show “Rhymers are Readers”, so lots of rhyming practise is very beneficial, such as rhyming jigsaws, games, books.

In school, we adopt a cursive handwriting style and practise forming letters with “hellos” and “goodbyes” (pre-cursive) in preparation.





Pronouncing sounds purely and accurately is very important.

We adopt the Read Write Inc. approach to reading and writing across School and this comes with its own strategies and terminology.

**Google:
Ruth Miskin (the founder) or Read Write Inc.**

Reading activities for age 4-5

[More reading activities for age 4-5](#)

 <p>Starting to write letters Practise writing the letters p, t, s and h. Take a look</p>	 <p>Sentences Learn to construct sentences. Take a look</p>	 <p>Musical notes Find and colour the words that rhyme. Take a look</p>	 <p>Phonics guidance Learn how to say the letters. Take a look</p>
--	---	---	---